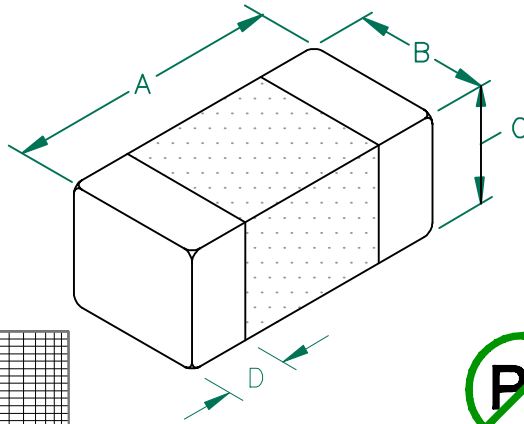


UNCONTROLLED DOCUMENT

LI0603B201R-10

PHYSICAL DIMENSIONS:

A	1.60 [.063]	+ 0.15	-.006	[.006]
B	0.80 [.031]	+ 0.15	-.006	[.006]
C	0.80 [.031]	+ 0.15	-.006	[.006]
D	0.36 [.014]	+ 0.15	-.006	[.006]



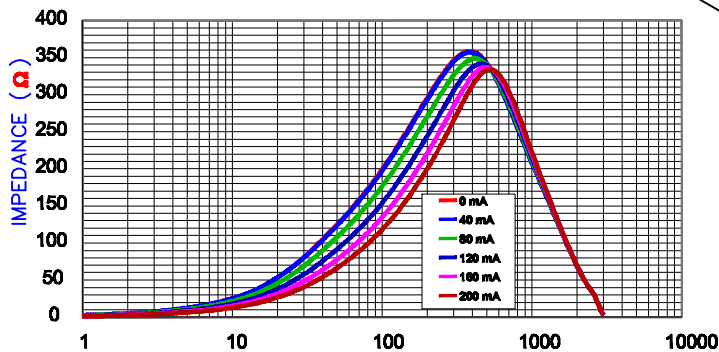
ELECTRICAL CHARACTERISTICS:

	Z @ 100MHz (Ω)	DCR (Ω)	Rated Current
Nominal	200		
Minimum	150		
Maximum	250	0.40	200mA

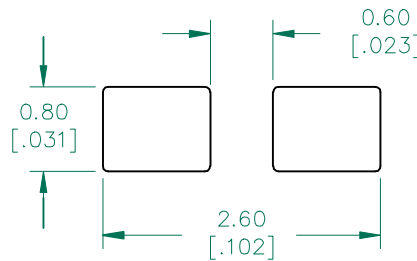
NOTES: UNLESS OTHERWISE SPECIFIED

1. TAPED AND REELED per CURRENT EIA SPECIFICATIONS 7" REELS, 4000 PCS/REEL PAPER TAPE.
2. TERMINATION FINISH 100% TIN.
3. COMPONENTS SHOULD BE ADEQUATELY PREHEATED BEFORE SOLDERING.

Z vs FREQUENCY
IMPEDANCE UNDER DC BIAS

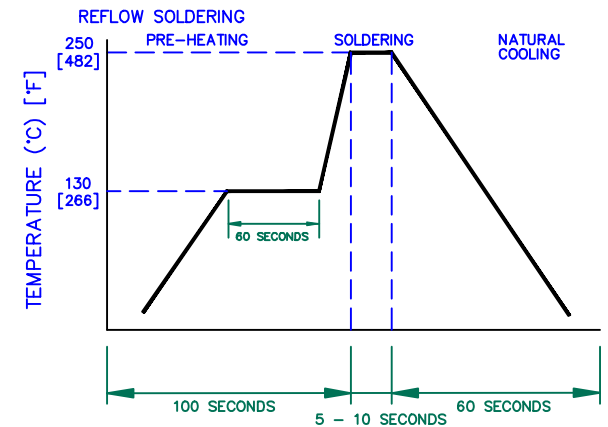


LAND PATTERNS FOR REFLOW SOLDERING

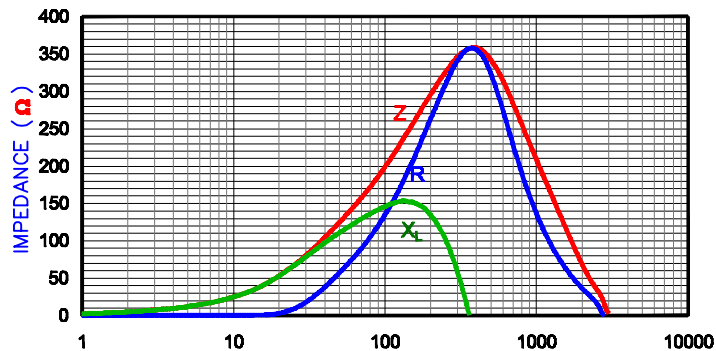


(For wave soldering, add 0.762 [.030] to this dimension)

RECOMMENDED SOLDERING CONDITIONS



FREQUENCY (MHz)
|Z|, R, AND X vs. FREQUENCY



DIMENSIONS ARE IN mm [INCHES].

This print is the property of Laird Tech. and is loaned in confidence subject to return upon request and with the understanding that no copies shall be made without the written consent of Laird Tech. All rights to design or invention are reserved.



PROJECT/PART NUMBER: LI0603B201R-10		REV B	PART TYPE: CO-FIRE	DRAWN BY: JRK
B	UPDATE COMPANY LOGO	07/14/08	JRK	DATE: 03/16/06
A	ORIGINAL DRAFT	03/16/06	JRK	SCALE: -
REV	DESCRIPTION	DATE	INT	SHEET: 2 of 2